

- 2) **Servicing Personnel:** Do not attempt to service the unit beyond that described in these operating instructions. Refer all other servicing to authorized servicing personnel.
- 3) **Replacement parts:** When parts need replacing ensure the servicer uses parts specified by the manufacturer or parts that have the same characteristics as the original parts. Unauthorized substitutes may result in fire, electric shock, or other hazards.
- 4) **Safety check:** After repairs or service, ask the servicer to perform safety checks to confirm that the unit is in proper working condition.

WARRANTY

If your product does not work properly because of a defect in materials or workmanship, our Company (referred to as "the warrantor") will, for the length of the period indicated as below, **(Parts(2)Year, Labor(90) Days)** which starts with the date of original purchase ("Limited Warranty period"), at its option either(a) repair your product with new or refurbished parts, or (b) replace it with a new of a refurbished product. The decision to repair or replace will be made by the warrantor. During the "Labor" Limited Warranty period there will be no charge for labor. During the "Parts" warranty period, there will be no charge for parts. You must mail-in your product during the warranty period. This Limited Warranty is extended only to the original purchaser and only covers product purchased as new. A purchase receipt or other proof of original purchase date is required for Limited Warranty service.

MAIL-IN SERVICE

When shipping the unit carefully pack and send it prepaid, adequately insured and preferably in the original carton. Include a letter detailing the complaint and provide a day time phone and/or email address where you can be reached.


LIMITED WARRANTY LIMITS AND EXCLUSIONS

- 1) This Limited Warranty ONLY COVERS failures due to defects in materials or workmanship, and DOES NOT COVER normal wear and tear or cosmetic damage. The Limited Warranty ALSO DOES NOT COVER damages which occurred in shipment, or failures which are caused by products not supplied by warrantor, or failures which result from accidents, misuse, abuse, neglect, mishandling, misapplication, alteration, faulty installation, set-up adjustments, misadjustment of consumer controls, improper maintenance, power line surge, lightning damage, modification, or service by anyone other than a Factory Service center or other Authorized Servicer, or damage that is attributable to acts of God.
- 2) THERE ARE NO EXPRESS WARRANTIES EXCEPT AS LISTED UNDER "LIMITED WARRANTY COVERAGE". THE WARRANTOR IS NOT LIABLE FOR INCIDENTAL OR CONSEQUENTIAL DAMAGES RESULTING FROM THE USE OF THIS PRODUCT, OR ARISING OUT OF ANY BREACH OF THIS WARRANTY. (As examples, this excludes damages for lost time, cost of having someone remove or re-install an installed unit if applicable, travel to and from the service, loss of or damage to media or images, data or other recorded content. The items listed are not exclusive, but are for illustration only.)
- 3) PARTS AND SERVICE, WHICH ARE NOT COVERED BY THIS LIMITED WARRANTY, ARE YOUR RESPONSIBILITY.

50m HDMI Extender over Single Cat5e/6, support 3D

Model: SX-EX11

Operating Instructions



Dear Customer

Thank you for purchasing this product. For optimum performance and safety, please read these instructions carefully before connecting, operating or adjusting this product. Please keep this manual for future reference.

FEATURES

- Each set includes one transmitter and one receiver.
- Easy installation, no need setting.
- Transmission Over 50m single CAT5e/6 without signal loss.
- Supports Deep Color up to 24 bits.
- Supports 3D.
- Supports lossless compressed digital audio: Dolby TrueHD, DTS-HD Master Audio.
- DC 5V power supply.
- EDID copy function.

NOTICE

Our company reserves the right to make changes in the hardware, packaging and any accompanying documentation without prior written notice.

TABLE OF CONTENTS

- Specifications
- Package Contents
- Panel Descriptions
- Connecting and Operating
- Maintenance
- Product Service
- Warranty

SPECIFICATIONS

Operating Temperature Range	-5 to +35°C(+23 to +95°F)
Operating Humidity Range	5 to 90%RH (No Condensation)
Input Video Signal	0.5-1.0 Volts P-P
Input DDC Signal	5 volts p-p(TTL)
Support Video Format	DTV/HDTV:576i/480P/576P/720P/1080i/1080P 3D video ^①
Video Output	HDMI
Support Audio Format	DTS-HD Master Audio、Dolby true-HD etc.
Transmission Distance	1080P 8-bit 50m(Maximum) over single CAT5E/6 /24AWG/Solid
Power consumption	5watts(Maximum)
Dimension (L×W×H)	83x48x25mm
Net Weight	250g(Pair)

Note1: Specifications are subject to change without notice. Mass and dimensions are approximate.

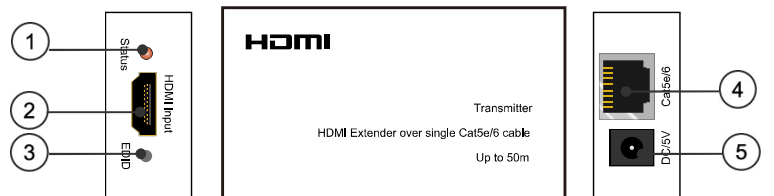
① Sink must support 3D video when sources is 3D device

PACKING CONTENTS

- 1) Main Unit: Transmitter & Receiver
- 2) DC 5V 1A x2PCS
- 3) Operating Instructions

PANEL DESCRIPTIONS


Transmitter Panel



1. Status of signal connection
- 2.HDMI input
- 3.EDID copy button
4. CAT-5E/6 output
- 5.Power input

2

Receiver Panel



1. Status of signal connection
2. HDMI output
3. Status of power input
4. CAT-5E/6 input
5. Power input

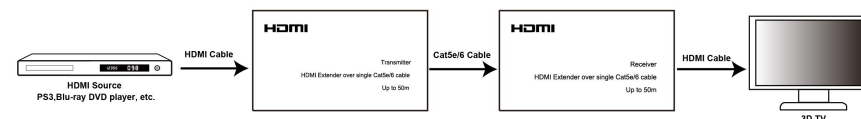
*Note: When the sink can't display the signal, try to connect HDMI transmitter to the display device. Plug the power supply into Transmitter, press the "EDID copy button" and the light flashes, the EDID data has been copied from the display device successfully, at least press "EDID copy button" for 3 seconds, The EDID will be reset to the default setting.

CONNECTING AND OPERATING

- 1) Connect the HDMI signal sources (Such as PS3, STB etc) to HDMI Transmitter.
- 2) Connect CAT5e/6 cable to both the output of the transmitter and input of the Receiver. (The cables must follow the standard of EIA-TIA 568B).
- 3) Connect the HDMI display (Such as HD-LCD, HD-DLP) into the Receiver.

Attention: Insert/Extract cables gently.

Connection Diagram



MAINTENANCE

Clean this unit with a soft, dry cloth. Never use alcohol, paint thinner or benzene to clean this unit.

PRODUCT SERVICE

1) Damage requiring service:

The unit should be serviced by qualified service personnel if:

- (a) The DC power supply cord or AC adaptor has been damaged;
- (b) Objects or liquids have gotten into the unit;
- (c) The unit has been exposed to rain;
- (d) The unit does not operate normally or exhibits a marked change in performance;
- (e) The unit has been dropped or the cabinet damaged.

3