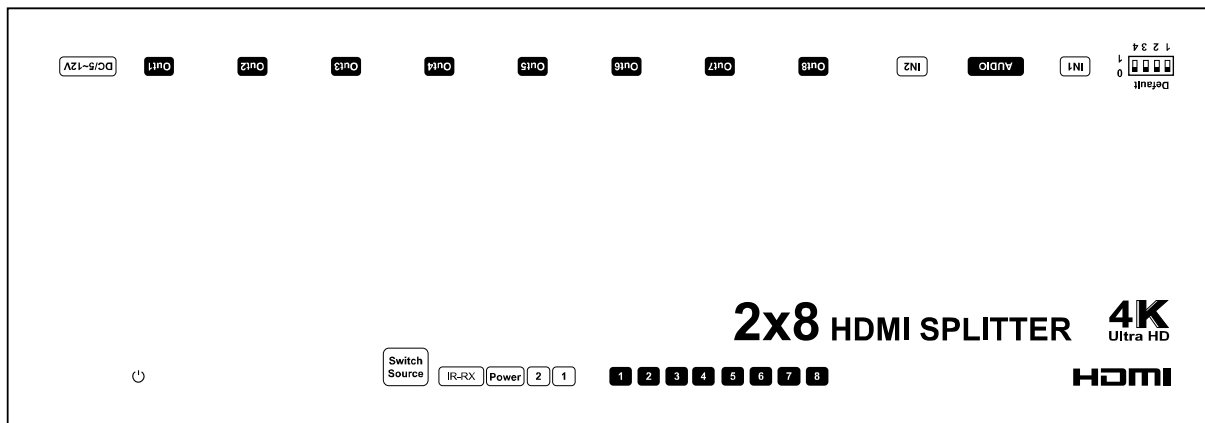


2x8 HDMI Splitter with 1 UTP input , Support 4K, Audio Extraction, EDID

Operating Instructions



Dear Customer

Thank you for purchasing this product. For optimum performance and safety, please read these instructions carefully before connecting, operating or adjusting this product. Please keep this manual for future reference.

FEATURES

- 2x8 HDMI Splitter, with 1xHDMI input, 1xUTP input, 8 HDMI outputs.
- Resolution reach up to 4Kx2K.
- Transmit 50m when connect the source to the UTP input of HDMI splitter..
- Manual or IR remote controller to select the input sources.
- Advanced EDID management for rapid integration of sources and displays.
- With Audio extraction via optical cable.
- Support 3D format.
- Supports LPCM7.1, Dolby[®] TrueHD, Dolby Digital[®] plus DTS-HD Master Audio[™] .
- Supports 36 bit deep color display.
- Bandwidth: 9Gbps (Maximum).
- DC 5V3A Power supply.

NOTICE

Our company reserve the right to make changes in the hardware, packaging and any accompanying documentation without prior written notice.

TABLE OF CONTENTS

Introduction

Specifications

Package Contents

Panel Descriptions

EDID Introduction

Connecting and Operating

Typical Application

Product Service

Warranty

INTRODUCTION

It is newest 2x8 HDMI splitter with 50m UTP Input ,supports all the mandatory and several optional 3D formats, maintains sharp HDTV resolution up to 4Kx2K full HD. It offers HD video solution for super market, shopping mall; HDTV, STB, DVD and projector factory; data control center; conference rooms; education and training; luxurious house; home theaters etc.

SPECIFICATIONS

Operating Temperature Range	-5 to +35°C (+23 to +95°F)
Operating Humidity Range	5 to 90%RH (No Condensation)
Input Video Signal	1xHDMI Input, 1xUTP Input(Support 50m transmit distance via 1xCat5e/6 cable)
Input DDC Signal	5 volts p-p(TTL)
Video Format Supported	DTV/HDTV:480i/576i/480P/576P/720P/1080i/1080P/4Kx2K 3D video support
Output Video Signal	8xHDMI Female
Output Video Bandwidth	300MHz
Output Audio Signal	1xOptical port
Support Audio Format	LPCM7.1 Dolby® Digital, Dolby® Digital plus, Dolby® TrueHD, DTS-HD Master Audio™ .
Power consumption	8watts(Maximum)
Dimension (L×W×H)	320x115x37mm
Net Weight	1050g

Note: Specifications are subject to change without notice. Mass and dimensions are approximate.

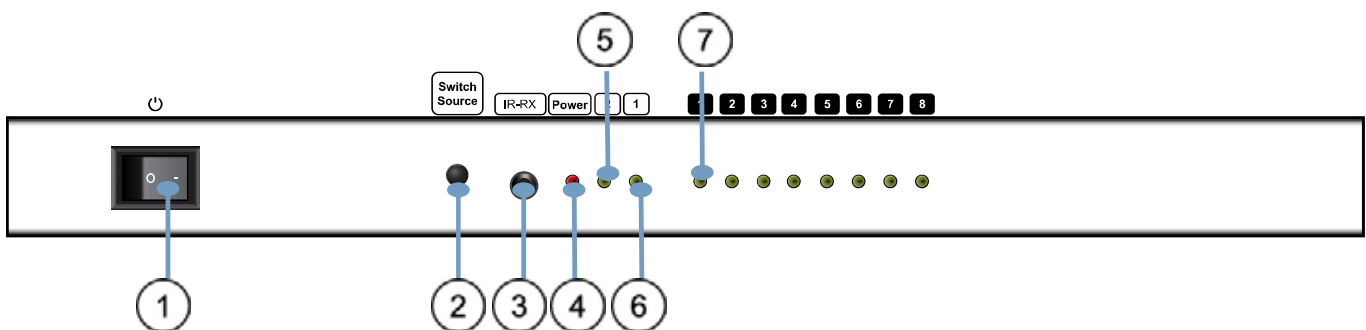
PACKING CONTENTS

- 1) Main Unit. 8-port HDMI splitter
- 2) 5V3A DC Power Supply.
- 3) Operating Instructions
- 4) Remote Controller.
- 5) IR-RX Cable.

Notes: Please confirm if the product and the accessories and all in duded, if not please contact with the dealers.

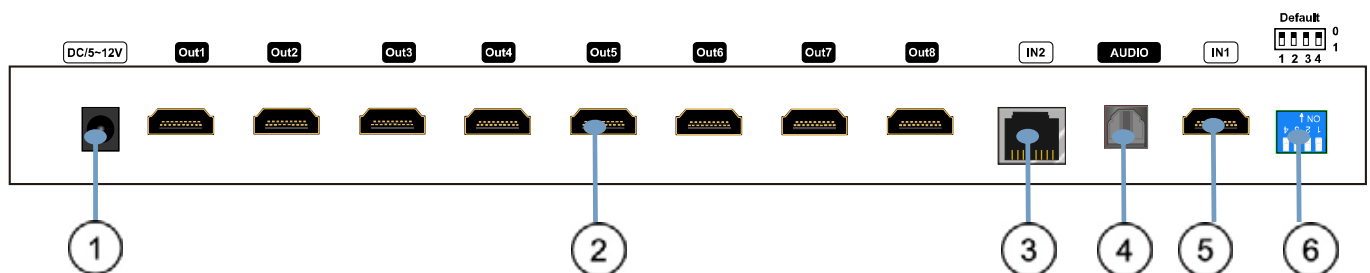
PANEL DESCRIPTIONS

Front Panel



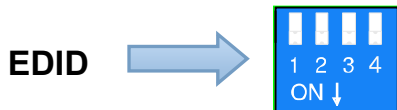
- 1) Power on/off: press the up/down to open/close the device.
- 2) Switch source button.
- 3) IR-RX Interface.
- 4) Indicator of power input, when power is on the corresponding IED lights Red.
- 5) Indicator of the HDMI input source, when display the HDMI input source, the corresponding LED lights green.
- 6) Indicator of the UTP Input source, when display the UTP input source, the corresponding LED lights green.
- 7) Indicator of HDMI outputs, when a HDMI equipment is connected, the corresponding LED lights green.

Rear Panel



- 1) Power input.
- 2) HDMI outputs.
- 3) UTP Input.
- 4) Audio output via optical.
- 5) HDMI Input.
- 6) EDID.

EDID Introduction



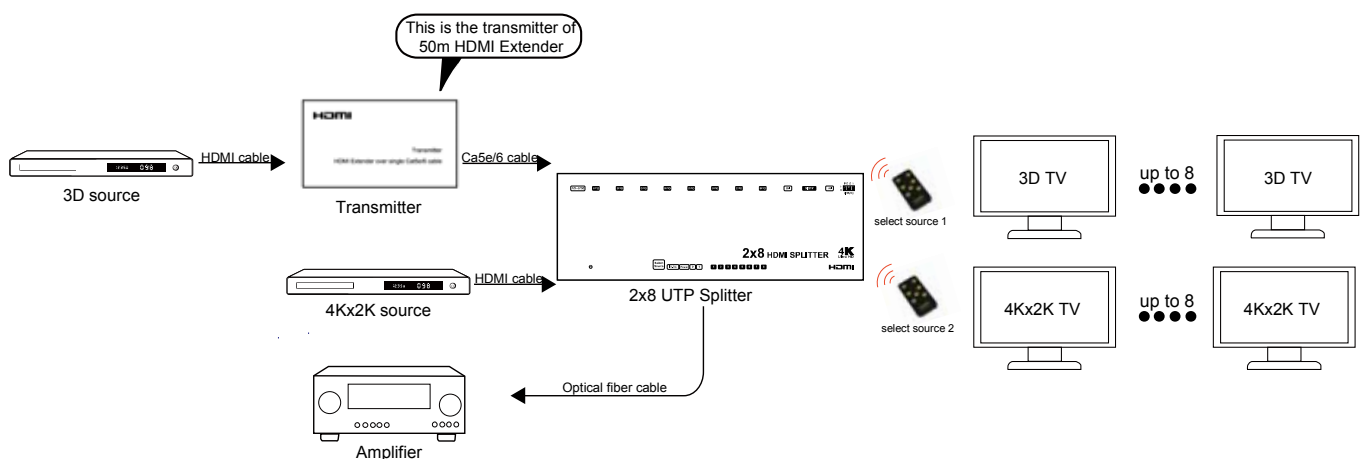
Position ID				Function
1	2	3	4	
0	0	0	0	EDID MIX
0	0	0	1	EDID copy from output 8
0	0	1	0	EDID 1080P, 2CH
0	0	1	1	EDID 1080P, 6CH
0	1	0	0	EDID 1080P, 8CH
0	1	0	1	EDID HDMI 3D, 2CH
0	1	1	0	EDID HDMI 3D, 6CH
0	1	1	1	EDID HDMI 3D, 8CH
1	1	1	1	EDID 4K

CONNECT AND OPERATE

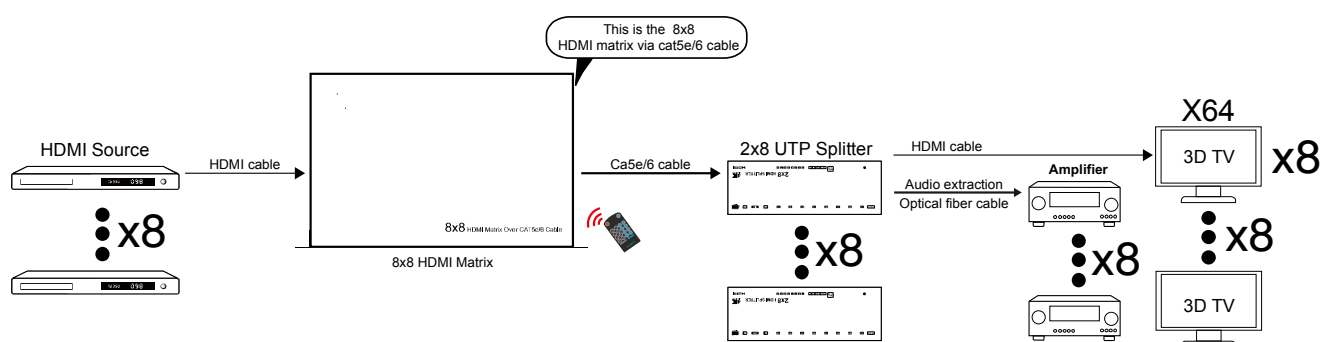
- 1) Connect the HDMI sources 1 (such as PS3, STB, DVD, ETC) to the “input 1” of 2x8 HDMI splitter.
- 2) Connect the HDMI sources 2 (such as PS3, STB, DVD, ETC) to our 50m HDMI extender transmitter or 8x8 HDMI matrix over 50m cat5e/6 cable.
- 3) Connect 50m HDMI extender transmitter or 8x8 HDMI matrix over 50m cat5e/6 cable to 2x8 HDMI splitter by cat5e/6 cable.
- 4) Connect HDMI displays (such as HDTV, HD-LCD) into the HDMI outputs of 2x8 HDMI splitter.
- 5) Connect DC 5V3A power to the power port of 2x8 HDMI splitter.

Typical Application

Application 1



Application 2



Attention: 1) Insert/Extract cable gently.

2) Please don't insert into or pull out HDMI Cable when power on. please connect Cable only when power is off.

MAINTENANCE

Clean this unit with a soft, dry cloth. Never use alcohol, paint thinner or benzene to clean this unit.

PRODUCT SERVICE

1) **Damage requiring service:** The unit should be serviced by qualified service personnel if:

- (a) The DC power supply cord or AC adaptor has been damaged;
- (b) Objects or liquids have gotten into the unit;
- (c) The unit has been exposed to rain;
- (d) The unit does not operate normally or exhibits a marked change in performance;
- (e) The unit has been dropped or the cabinet damaged.

2) **Servicing Personnel:** Do not attempt to service the unit beyond that described in these operating instructions. Refer all other servicing to authorized servicing personnel.

3) **Replacement parts:** When parts need replacing ensure the servicer uses parts specified by the manufacturer or parts that have the same characteristics as the original parts. Unauthorized substitutes may result in fire, electric shock, or other hazards.

4) **Safety check:** After repairs or service, ask the servicer to perform safety checks to confirm that the unit is in proper working condition.

WARRANTY

If your product does not work properly because of a defect in materials or workmanship, our Company (referred to as "the warrantor") will , for the length of the period indicated as below, **(Parts(2)Year ,Labor(90) Days)** which starts with the date of original purchase ("Limited Warranty period"), at its option either(a) repair your product with new or refurbished parts, or (b) replace it with a new of a refurbished product. The decision to repair or replace will be made by the warrantor.

During the "Labor" Limited Warranty period there will be no charge for labor.

During the "Parts" warranty period, there will be no charge for parts. You must mail-in your product during the warranty period. This Limited Warranty is extended only to the original purchaser and only covers product purchased as new. A purchase receipt or other proof of original purchase date is required for Limited Warranty service.

LIMITED WARRANTY LIMITS AND EXCLUSIONS

1) This Limited Warranty ONLY COVERS failures due to defects in materials or workmanship, and DOES NOT COVER normal wear and tear or cosmetic damage. The Limited Warranty ALSO DOES NOT COVER damages which occurred in shipment, or failures which are caused by products not supplied by warrantor,or failures which result from accidents,misuse,abuse,neglect, mishandling, misapplication, alteration, faulty installation, set-up adjustments, misadjustment of consumer controls, improper maintenance, power line surge, lightning damage, modification, or service by anyone other than a Factory Service center or other Authorized Servicer, or damage that is attributable to acts of God.

2) THERE ARE NO EXPRESS WARRANTIES EXCEPT AS LISTED UNDER "LIMITED WARRANTY COVERAGE".THE WARRANTOR IS NOT LIABLE FOR INCIDENTAL OR CONSEQUENTIAL DAMAGES RESULTING FROM THE USE OF THIS PRODUCT, OR ARISING OUT OF ANY BREACH OF THIS WARRANTY. (As examples, this excludes damages for lost time, cost of having someone remove or re-install an installed unit if applicable, travel to and from the service, loss of or damage to media or images, data or other recorded content. The items listed are not exclusive, but are for illustration only.

3) PARTS AND SERVICE, WHICH ARE NOT COVERED BY THIS LIMITED WARRANTY, ARE YOUR RESPONSIBILITY.