

Overview

Highly adaptable EN54-24 certified surface mount speakers for a wide range of applications, creating appealing acoustic spaces



Features

- Highly adaptable surface mount speakers
- Flexible mounting for easier configuration
- Pursuing the best sound for installation
- Paintable speakers for your unique room design
- Selectable 70V/100V for distributed lines, or low impedance
- Designed for both indoor and outdoor use (IP rating 35)
- Black and white models available
- Certified to EN 54-24

Specifications

General Specifications

System Type		2-way, Bass-reflex
Components	LF	8" Cone
	HF	1" Soft dome
Frequency Range	(-10dB)	51Hz-20kHz
Crossover Frequency		2.8kHz
Coverage Angle (Horizontal x Vertical)		100° x 100°
Nominal Impedance		8Ω
Transformer Taps	70V	60W (83Ω), 30W (170Ω), 15W (330Ω), 7.5W (670Ω)
	100V	60W (170Ω), 30W (330Ω), 15W (670Ω)
Power Rating	NOISE	90W
	PGM	180W
Sensitivity (1W, 1m)		89dB SPL
Maximum SPL (Calculated, 1m)		115dB SPL
Connectors		1x Ceramic terminal block (3P) (input: +/-, Earth)
Material, Finish, Color		Black, White
Dimensions (W x H x D)		278mm x 430mm x 239mm (10.9" x 16.9" x 9.4")
Net Weight		8.2kg (18.1lbs)
Packaging		Pair
IP Rated		IP35
Certificate		CE, RoHS, EN54-24

* Frequency range: Half space

* Nominal coverage: 500Hz-4kHz Average

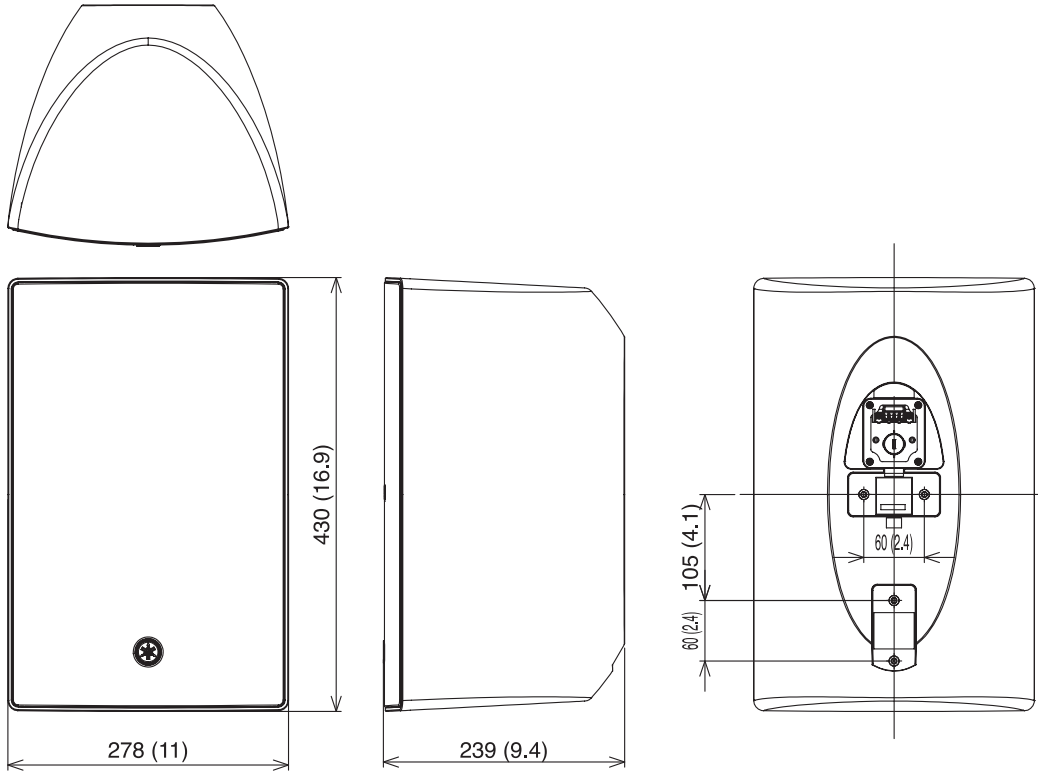
* Power rating: IEC

Accessories

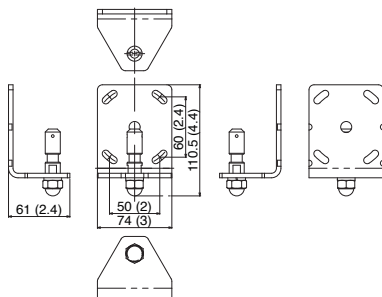
Included Accessories	Wall/Ceiling Mount Bracket, Terminal Cover
----------------------	--

Dimensions

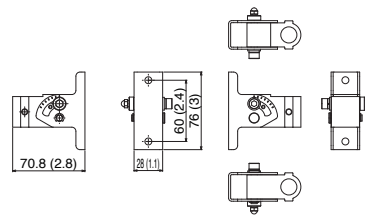
Unit: mm (inch)



Bracket Base



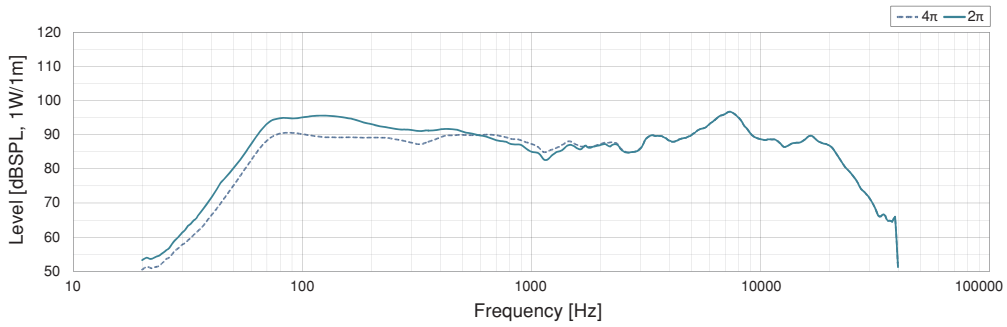
Mounting Bracket



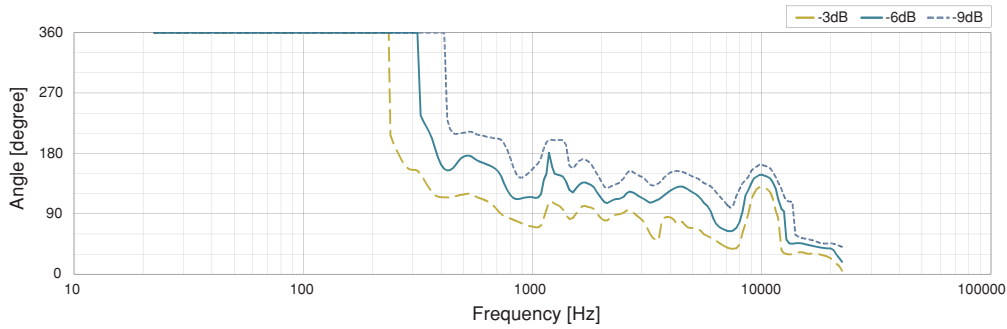
Architectural and Engineering Specifications

The loudspeaker shall be of surface-mount design, a 2-way bass-reflex type. The loudspeaker shall consist of 8" (20cm) cone driver for low frequency and 1" (2.5cm) soft dome tweeter for high frequency. The loudspeaker shall be equipped with internal transformers that allow both high-impedance and low-impedance drive. The power rating shall be set by switching a transformer tap on the baffle as follows: 60W/30W/15W in 100V line; 60W/30W/15W/7.5W in 70V line; and 180W into 8 ohms. The loudspeaker shall be capable of meeting the following performance criteria: The measured sensitivity shall be 91dB SPL (at 1W, 1m, in half-space); The maximum SPL shall be 117dB SPL (at 1m); The frequency range shall be 51Hz-20kHz (10dB below rated sensitivity, in half-space); The frequency dividing network shall have a crossover frequency of 2.8kHz; The nominal coverage angle shall be 100° horizontal and 100° vertical (average 500Hz-4kHz). The 4-pin Euroblock connector shall be provided for an input and a loop-thru. The loudspeaker shall be provided for an overload protection circuit to protect network and transducers. The loudspeaker shall comply with dust and water resistance rating of IP35. The cabinet shall be rectangle-shaped, and be constructed of ABS and the baffle of PC/ASA. The grille shall be constructed of 1mm-thick powder coated perforated aluminum, with an aperture ratio of 51%. The grille shall have the following color variation: black-painted (VXS8-VA) or white-painted (VXS8-VAW). The loudspeaker shall be 278mm (10.9") wide, 430mm (16.9") high, and 239mm (9.4") deep. The weight shall be no more than 8.2kg (18.1lbs). The loudspeaker shall have included accessories as follows: The bracket and the bracket base shall allow the loudspeaker to be mounted onto both walls and ceilings. EN54-24 certified. The loudspeaker shall be the Yamaha VXS8-VA or VXS8-VAW.

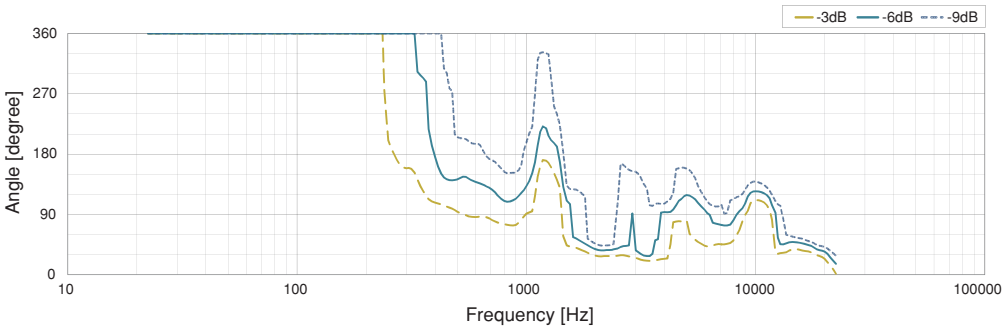
On-axis Frequency Response



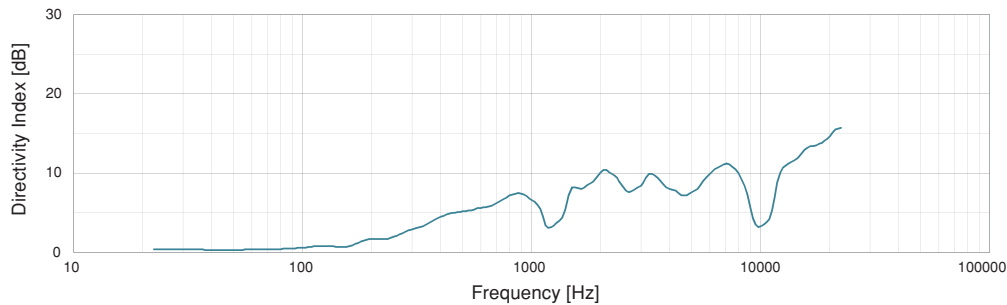
Horizontal Beamwidth



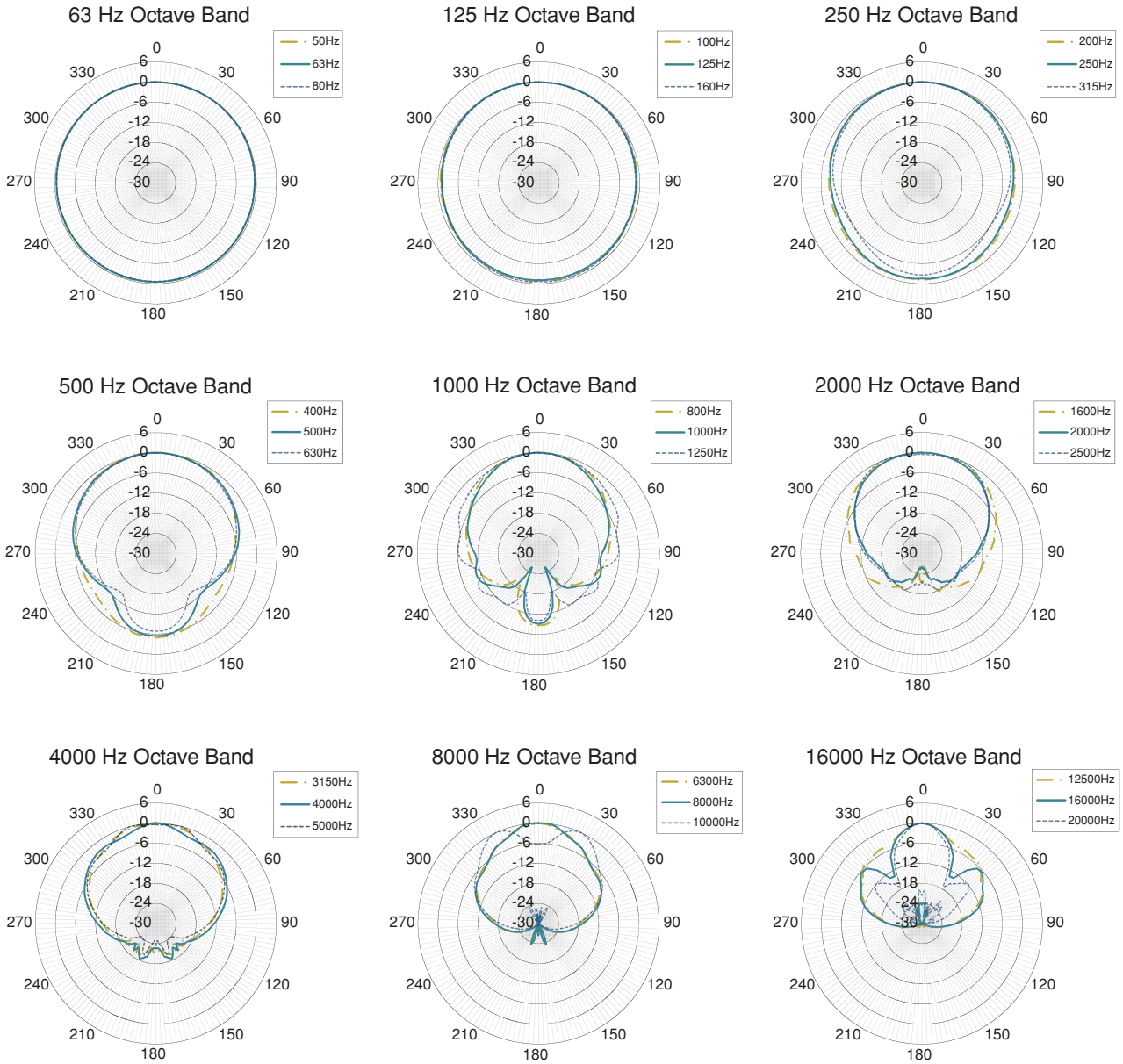
Vertical Beamwidth



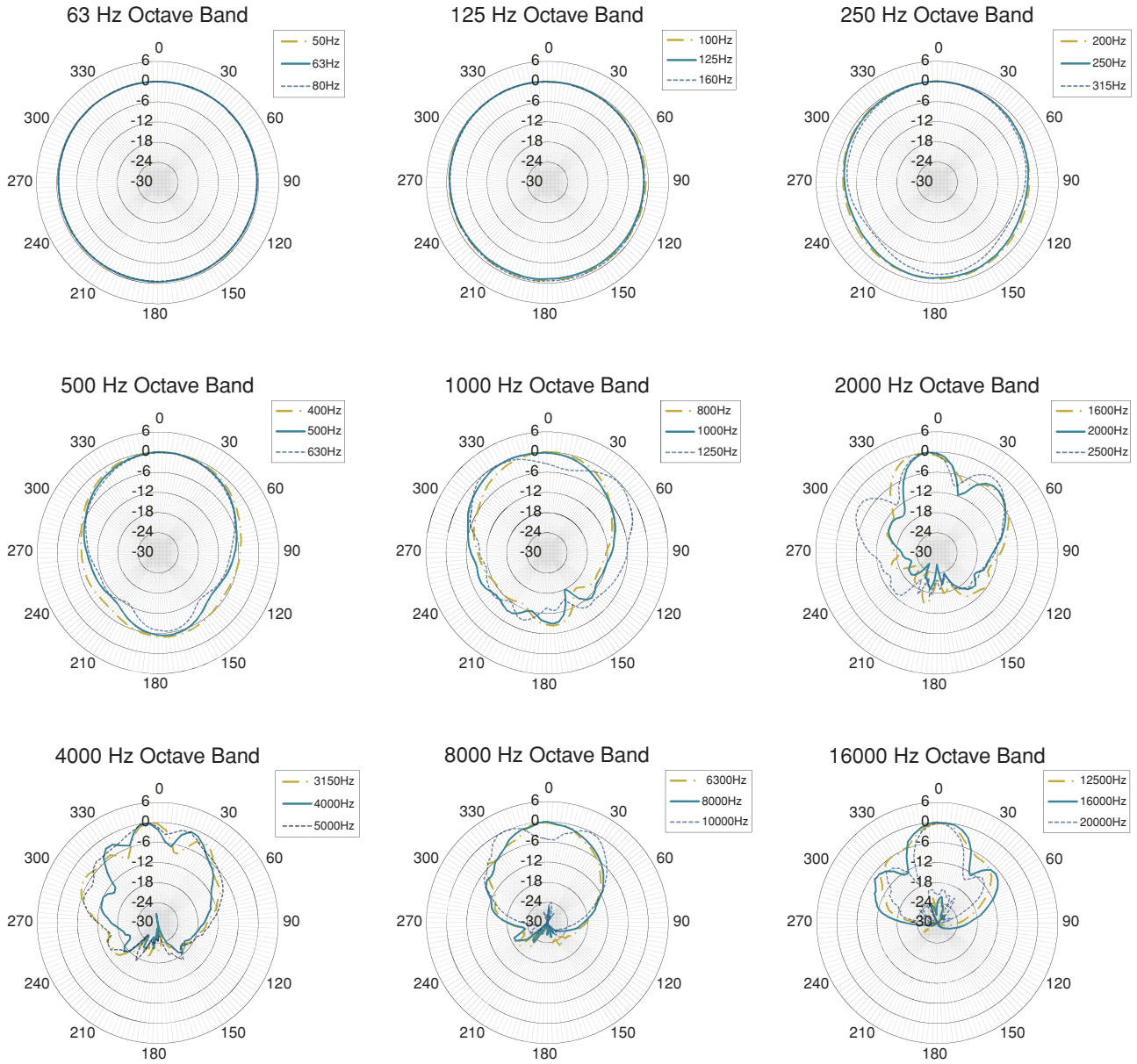
Directivity Index



Horizontal Polar Plots



Vertical Polar Plots



*All information subject to change without notice.

*All trademarks and registered trademarks are property of their respective owners.

Created in March, 2017