

# touchCUE-10-M

10.1" Wired On-Wall Touch Panel



## Main Features

- Edge-to-edge front glass
- Slim aluminium unibody enclosure
- 10.1" IPS color active matrix TFT LCD with LED backlight
- Resolution 1 280 x 800 pixels
- Display colors 32-bit (True Color)
- Projected capacitive touch overlay
- Side located LED indicators
- Video preview
- Single cable Ethernet connection
- Power over Ethernet power supply
- Built-in microphone, speakers, light and proximity sensors
- On-wall installation, suitable for glass walls
- Compatible with standard electrical boxes

## Description

The touchCUE-10-M is wired on-wall touch panel offering clean modern design with edge-to-edge front glass and sleek aluminium body. It is ideal front-end for any wall, lectern or furniture on-wall applications. Fully compatible with CUE controllers and interfaces, this touch panel provides the ultimate one-touch solution for meeting rooms, conference rooms, boardrooms and high-tech homes.

The 10.1" active matrix touch screen display offers resolution 1 280 x 800 pixels and it produces stunning true color images. Touch panel is equipped with projected capacitive touch overlay. Single cable Ethernet connection provides easy network integration. The touch panel is equipped with Power over Ethernet (PoE) technology enabling an Ethernet network cable to deliver both data and power.

The touch panel installs easily on a glass wall or other flat surface without any wall drilling or surface cutting. When installed it protrudes only 25 mm from the mounting surface.

## Installation on a Wall

The touch panel installs easily on the wall using adhesive foil or screws. Cable bushings are prepared for network cable installation from all 4 directions. Hole for network cable is prepared on rear side too.

Installation using adhesive foil is typically used for a glass wall. Delivered adhesive foil is installed on the wall and then touch panel is attached by adhesive tape installed on the rear side of the back cover.

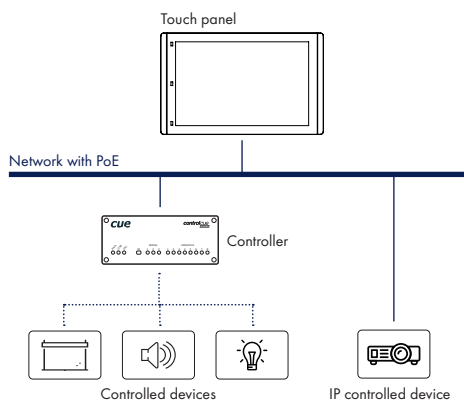


Installation using screws can be used for wooden walls, furniture as well as for holders compatible with VESA standard 75 mm x 75 mm. Four holes are prepared on the rear side of the back cover.

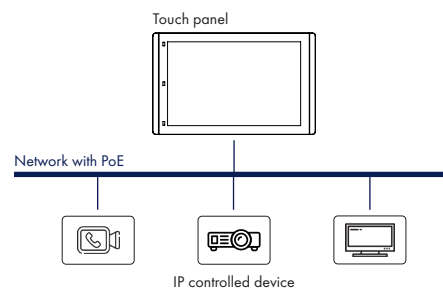


## Application Diagrams

The following diagram describes the use of touch panel with controllers. In this case the touch panel serves as graphic user interface only and devices are controlled from the controller.



The following diagram describes the use of touch panel with IP controlled devices only. This configuration allows to create cost effective distributed control solution where touch panel serves as controller and graphic user interface in one box. In Cue Visual Composer touch panels and controllers are programmed in the same way, which makes possible to use touch panels as fully functional control units.



# touchCUE-10-M

10.1" Wired On-Wall Touch Panel



## Specifications

### Touch-screen display

- IPS transmissive color active matrix TFT LCD with LED backlight
- Size 10.1" / 256.5 mm diagonal, wide screen
- Resolution 1 280 x 800 pixels
- Display colors 32-bit (True Color)
- Transparency 8-bit Alpha blending
- Pixel pitch 0.1695 x 0.1695 mm
- Brightness min. 300 cd/m<sup>2</sup>
- Response time 15 ms
- Contrast ratio 800 : 1
- Viewing angle 170° horizontal, 170° vertical
- Projected capacitive touch overlay
- Edge-to-edge front glass

### Indicators

- Programmable RGB LED
- Located on left and right side

### Built-in sensors

- Light sensor for automatic backlight dimming
- Proximity sensor for automatic backlight switching on

### Buttons

- System Default

### Memory

- 512 MB RAM
- microSD Card min. 8 GB

### Software

- XPL<sup>2</sup> runtime for application created in Cue Visual Composer
- Admin Web for setup

### Video

- Streaming video preview
- Formats: MJPEG, H.264

### Audio

- Built-in microphone
- Built-in speakers

### Network

- 10/100 BaseT LAN, RJ-45 connector
- 802.1X authentication mechanism supported
- Proxy Server support

### Power supply

- Power over Ethernet (PoE), 802.3af / Class 0 compatible
- Power consumption
  - 1.3 W - screen saver mode
  - 5.2 W - factory default brightness 70%
  - 6.3 W - brightness 100%

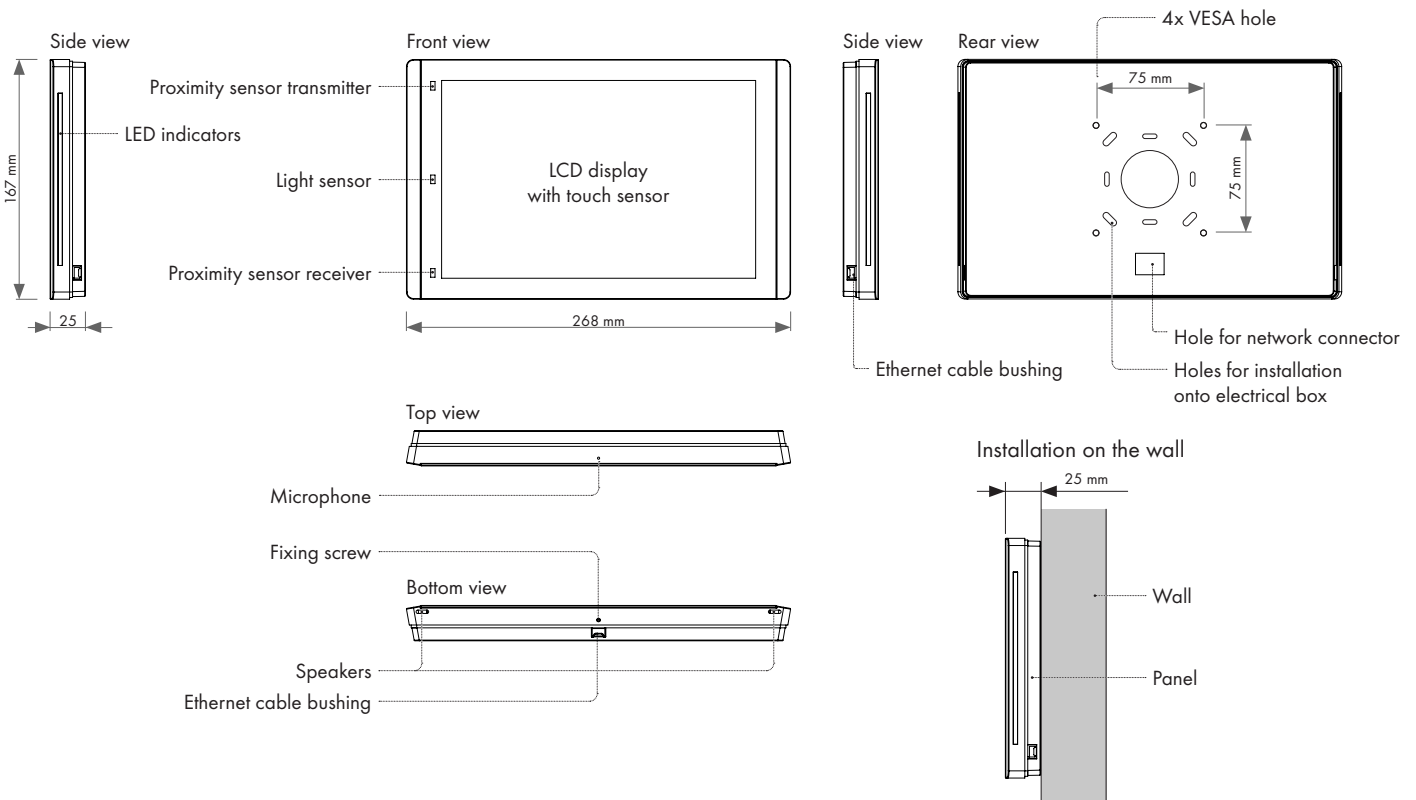
### Physical

- Sleek aluminium body, edge-to-edge front glass
- Multisurface, e.g. glass wall installation
- Compatible with VESA standard 75 mm x 75 mm
- Protection IP30
- Dimensions 268 x 167 x 25 mm / 10.6" x 6.6" x 1.0" when installed
- Weight 1.1 kg / 2.4 lb

### Environment conditions

- Operating temperature 10° to 40° C
- Storage temperature 0° to 60° C
- Relative humidity 10% to 90% non-condensing

## Mechanical Description



## Box Contents

Touch panel touchCUE-10-M  
Fixing screw  
Adhesive foil  
Squeegee

Ethernet cable  
Cleaning tissue  
Quick Start

## Order Information

Product code CS0561