

PROXIMITY IN-WALL STORAGE

WHERE & WHEN YOU WANT IT

Chief engineers talked to customers like you about in-wall boxes and your biggest headaches on the construction site. Then they designed in-wall boxes to solve those headaches with multiple depth and ordering options.

Now, Chief and Middle Atlantic engineering teams partnered to incorporate patented Lever Lock™ technology into new storage accessories. The result are enhanced Proximity® storage solutions. Middle Atlantic's Forward accessories for small device mounting work seamlessly with Lever Lock plates to make installation easier and faster.




Proximity in-wall boxes feature multi-level, multi-sectioned Lever Lock plates, making it easier to arrange components in all three dimensions of the storage space. Installers can hide power bricks behind the backplane with equipment mounted to the front. This also helps work around difficult port locations on AV equipment.


Chief Proximity storage solutions are ideal for standardizing deployment of AV component configurations across large rollouts.



BREAK AWAY
EDGES



EASIER
KNOCKOUTS




LEVER LOCK
PLATE
ANCHOR POINTS




DRYWALL
MOUNTABLE



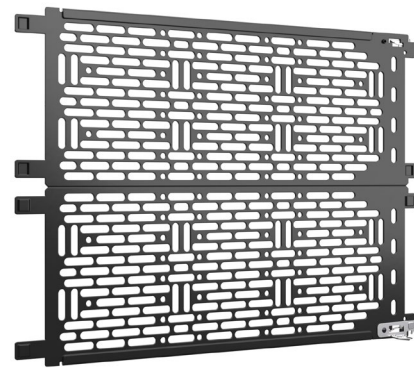
PAINTABLE
FLANGES & COVERS



PAC527LF



PACL1



PACL2

IN-WALL BOX FEATURES

- Break away edges to change box depth for 3.5" or 2.5" stud bays (89 or 64 mm)
- Separate and/or pre-configured ordering options for box, flange and cover to coincide with the timing of installation in the field
- Ample space to hold big components such as commonly used video scalars
- Packaging that also serves as a wall template and temporary construction cover
- Easier knockouts to quickly customize the box to specific needs on site
- Lever Lock plates with small device universal hole mounting pattern
- Cover includes breakaway knockouts for cable routing and ventilation as well as tamper proof security
- Black or white flanges and covers, paintable to blend with any environment
- Install behind any Chief wall mount

ORDERING OPTIONS

You can order boxes, flanges and covers in various pre-configured combinations or separately. You asked us to help provide you with the pieces you need, when you need them. You got it. See your ordering options below.

PAC525

9 x 14.25 x 3.9"

(229 x 362 x 99 mm)

| Model | In-Wall Box | Black Flange | Black Cover | White Flange | White Cover | Power Outlets |
|----------------|-------------|--------------|-------------|--------------|-------------|---------------|
| PAC525 | X | | | | | |
| PAC525F | X | X | | | | |
| PAC525F-G | X | X | | | | |
| PAC525FBP2 | X | X | | | | X |
| PAC525FW | X | | | X | | |
| PAC525FWP2 | X | | | X | | X |
| PAC525FC | X | X | X | | | |
| PAC525FCW | X | | | X | X | |
| PAC525F-KIT | | X | | | | |
| PAC525FW-KIT | | | | X | | |
| PAC525CVR-KIT | | | X | | | |
| PAC525CVRW-KIT | | | | | X | |
| PAC525P2-KIT | | | | | | X |

PAC526

14.25 x 14.25 x 3.9"

(362 x 362 x 99 mm)

| Model | In-Wall Box | Black Flange | Black Cover | White Flange | White Cover | Power Outlets |
|----------------|-------------|--------------|-------------|--------------|-------------|---------------|
| PAC526 | X | | | | | |
| PAC526F | X | X | | | | |
| PAC526F-G | X | X | | | | |
| PAC526FBP2 | X | X | | | | X |
| PAC526FBP4 | X | X | | | | X |
| PAC526FBP6 | X | X | | | | X |
| PAC526FW | X | | | X | | |
| PAC526FWP2 | X | | | X | | X |
| PAC526FWP4 | X | | | X | | X |
| PAC526FWP6 | X | | | X | | X |
| PAC526FC | X | X | X | | | |
| PAC526FCW | X | | | X | X | |
| PAC526F-KIT | | X | | | | |
| PAC526FW-KIT | | | | X | | |
| PAC526CVR-KIT | | | X | | | |
| PAC526CVRW-KIT | | | | | X | |
| PAC526P2-KIT | | | | | | X |
| PAC526P4-KIT | | | | | | X |
| PAC526P6-KIT | | | | | | X |

PAC527

14.25 x 22 x 3.9"

(362 x 559 x 99 mm)

| Model | In-Wall Box | Black Flange | Black Cover | White Flange | White Cover | Power Outlets |
|----------------|-------------|--------------|-------------|--------------|-------------|---------------|
| PAC527L | X | | | | | |
| PAC527LF | X | X | | | | |
| PAC527LFW | X | | | X | | |
| PAC527LFC | X | X | X | | | |
| PAC527LFCW | X | | | X | X | |
| PAC527LFBP4 | X | X | | | | X |
| PAC527LFBP6 | X | X | | | | X |
| PAC527LFWP4 | X | | | X | | X |
| PAC527LFWP6 | X | | | X | | X |
| PAC527F-KIT | | X | | | | |
| PAC527FW-KIT | | | | X | | |
| PAC527CVR-KIT | | | X | | | |
| PAC527CVRW-KIT | | | | | X | |
| PAC527P4-KIT | | | | | | X |
| PAC527P6-KIT | | | | | | X |



INSTALLER INSPIRED | legrandav.com

USA P 866.977.3901 E av.chief.support@legrand.com
 CANADA P 877.345.4329 E av.chief.canada@legrand.com
 EMEA P +31 495 580 840 E av.emea.sales@legrand.com
 APAC P +852 2145 4099 E av.asia.sales@legrand.com

