

**FUJIFILM**



**FP-Z5000**



**FP-Z8000**



**FUJIFILM Corporation**


Optical Device & Electronic Imaging Product Division  
[https://www.fujifilm.com/products/optical\\_devices/projector](https://www.fujifilm.com/products/optical_devices/projector)



Handle the projector correctly in accordance with the user's manual to ensure safe use.

\*Product specifications, appearance, price, etc. are subject to change without advance notice.

\*Product colors in this catalog may differ in appearance from the actual product due to photography and printing conditions.

**FUJIFILM**  
  
**PROJECTOR**

**FUJINON**

With ultra-short throw and a wide lens-shift range, our revolutionary compact, large-screen projectors offer more ways to create a sense of space.



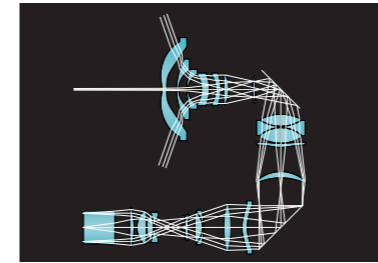
FP-Z5000

FP-Z8000

\* All images are concept art.

## High Resolution, High Quality

### Our Unique Folded Lens



Both projectors feature a FUJIFILM unique folded lens. Bending and focusing light to create an image requires a high-precision optical design. By utilizing the optical design software originally developed by FUJIFILM, dozens of elements were combined to create a lens that can be rotated without creating distortion and that projects a high-quality image to every corner of the screen.

### High-Precision Optical Axis Alignment


Maintaining high resolution without distortion requires precise alignment of the optical axis. Multiple adjustments are optimally combined to deliver a high-quality image.

### Improved Color Reproduction for More Vivid Colors

We overhauled the color design of the FP-Z8000 to increase the color space. The projector boasts a wide variety of customizable controls — including settings for hue, saturation, color temperature, and seven-color tuning — that combine with edge blending to allow images to be displayed effectively using multiple projectors.

## Large Screen, Ultra-Short Throw

### Wide-Diameter Aspherical Lens



The front lens group (Group G1) features a wide-diameter aspherical lens. It is to this wide (Φ87mm) aspherical element with a surface ground to high-precision, single-micron tolerances, that the projector owes its ultra-short throw.

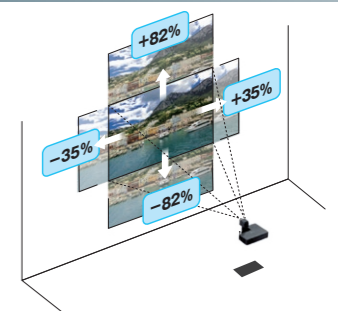
### 100" Images from Ultra-Close Range

With a throw ratio\*1 of 0.34, the ultra-short-throw lens can project images of up to 300" from ultra-close range. A 100" image can be projected from an ultra-short distance of only 75 cm (30 in.)\*2 in the case of the FP-Z5000, or from only 72 cm (28 in.)\*2 in the case of the FP-Z8000. \*1 The "throw ratio" (TR) is the throw distance divided by the screen width. \*2 The distance between the lens and the surface on which the image is projected.

## Wide Lens-Shift Range

### An Ultra-Short Throw Combined with a Wide Lens-Shift Range

The FP-Z8000 and FP-Z5000 offer vertical lens shifts of 70% and 82% respectively and a horizontal lens-shift range of 35%, letting you change the position of the projected image (figures are for landscape-orientation images with an aspect ratio of 16:10 in the case of the FP-Z8000 or 16:9 in the case of the FP-Z5000). Both projectors are capable of storing separate lens shift positions for each orientation.



## Compact Design


### A Compact Design with a Built-in Lens

Our projector-lens design techniques are a product of roughly 30 years experience, this has led to the development of lens barrels capable of maintaining high resolutions even when rotated in six directions on two axes. A compact design has been achieved by combining the lens and imaging system and by optimizing the layout of parts within the projector.

## Laser Light Source

The laser light source offers approximately 20,000 hours\* of maintenance-free operation.

The laser light source can be used for approximately 20,000 hours without replacement, ensuring on-going reliable operation and reducing the trouble and expense until now associated with replacing and adjusting lamps.



FP-Z5000 FP-Z8000

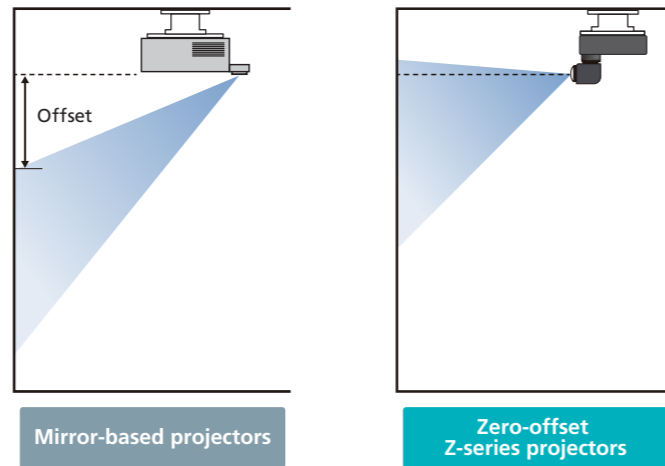
\* The estimated time taken for brightness to drop by half. Varies with the operating environment and conditions of use.

## Easy-to-Use Features

### Zero-Offset Projection

We have eliminated the offset associated with existing mirror-based ultra-short-throw projectors.

FP-Z5000 FP-Z8000



### Ultra-Short-Throw Projectors with Optical Zoom

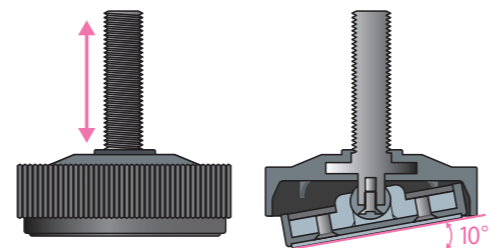
We have successfully incorporated 1.1x optical zoom in a projector with ultra-short throw. The size of the projected image can be adjusted even after the projector is installed, which in combination with projector's vertical and horizontal lens-shift helps reduce setup times on site.

FP-Z5000 FP-Z8000



### Adjustable Feet with a Swing Mechanism

The height-adjustment mechanism incorporated in the FP-Z8000's adjustable feet offers about 10° of swing, allowing the projector to be levelled for use even on sloped surface. The height-adjustment ring and base feature a double construction that prevents the base moving when the height-adjustment ring is rotated, making it easier to adjust height without regard for the rather severe installation limits imposed by the ultra-short throw lens.



FP-Z8000

## Keystone Correction and Corner Fit

These features compensate for distortion arising from the projector being skewed vertically or horizontally relative to the screen. Each of the image's four corners can be adjusted separately via corner fit.



FP-Z5000 FP-Z8000

## Warping Function

Image input can be easily warped for projection onto curved surfaces.

\* Available only with FP-Z8000 projectors connected via USB to Windows computers running a dedicated application.

FP-Z8000

Available settings: 2 x 2, 2 x 3, 5 x 5, and 9 x 9



Maximum grid size: 9 x 9

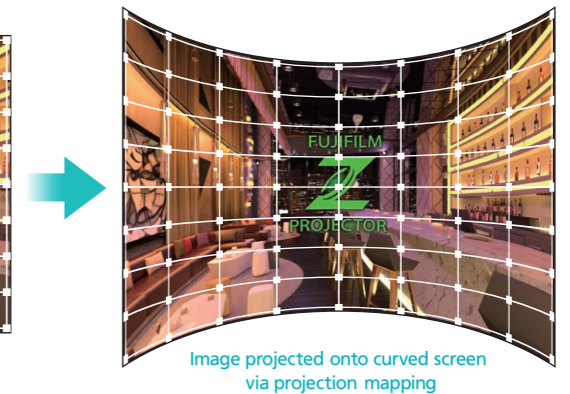


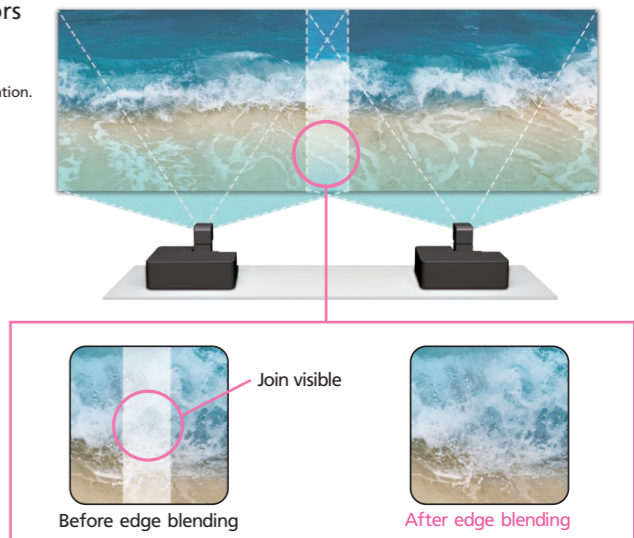
Image projected onto curved screen via projection mapping

## Edge Blending

Edge blending helps hide the joins when up to four FP-Z8000 projectors are used in combination to project a single larger image.

\* Available only with FP-Z8000 projectors connected via USB to Windows computers running a dedicated application.

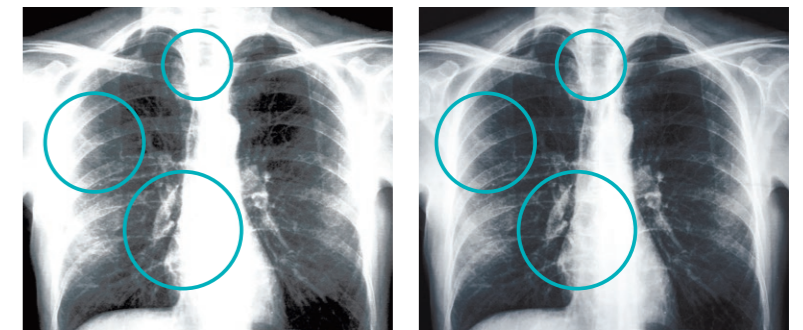
FP-Z8000



## DICOM Simulation Mode

A DICOM simulation mode has been added to picture settings for clearer reproduction of medical images such as X-rays or MRIs. This feature can be used for conferences or research.

FP-Z8000



DICOM simulation mode

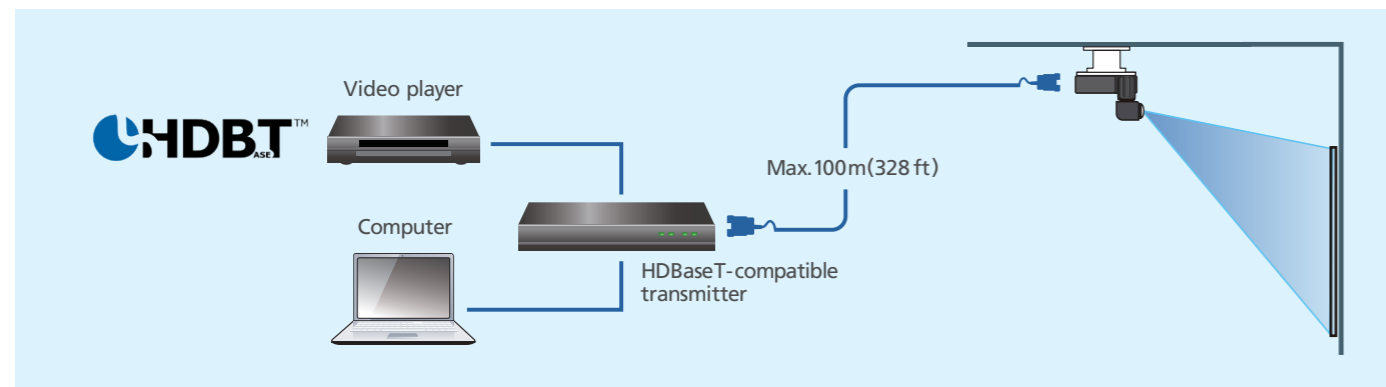
\* The projector is not a medical device. Do not use for consultations.

## HDBaseT for Long-Distance Connections

The projector supports HDBaseT for image signals transmitted via an Ethernet cable. Images can be sent up to 100m(328 ft), easing transmission over long distances.

**FP-Z5000** **FP-Z8000**

\* An HDBaseT-compatible transmitter (TX) and Category 5e or better STP Ethernet cable are required.



## Support for 4K Input (3840 x 2160, 60p)

The FP-Z8000 supports 4K signals input via HDMI, HDBaseT, or DisplayPort connections.

\* 4K images are resized to the projector's resolution of 1920 x 1080.

**FP-Z8000**

## Centralized Management for Multiple Projectors

Both models are compatible with PJLINK and Crestron's RoomView projector control standards, allowing simultaneous network-based control of multiple projectors of different models and makes.

**FP-Z5000** **FP-Z8000**



## Direct On/Off

Without ever touching the controls, our projectors can turn on and start projecting whenever the system to which they are connected powers up, making it easier for those in charge of exhibitions or the like to start and end the show.

**FP-Z5000** **FP-Z8000**

## Easy Transport

### Improved Ease of Transport

Users can now manually secure the FP-Z8000's rotating lens in place after choosing its orientation. The bottom of the projector now features more space for your fingers and the addition of four concavities for ease of transport and improved grip. The lightest and most compact projector in its class, the FP-Z8000 weighs in at a mere 18.4 kg (41 lbs), reducing the labor involved in transport and installation.

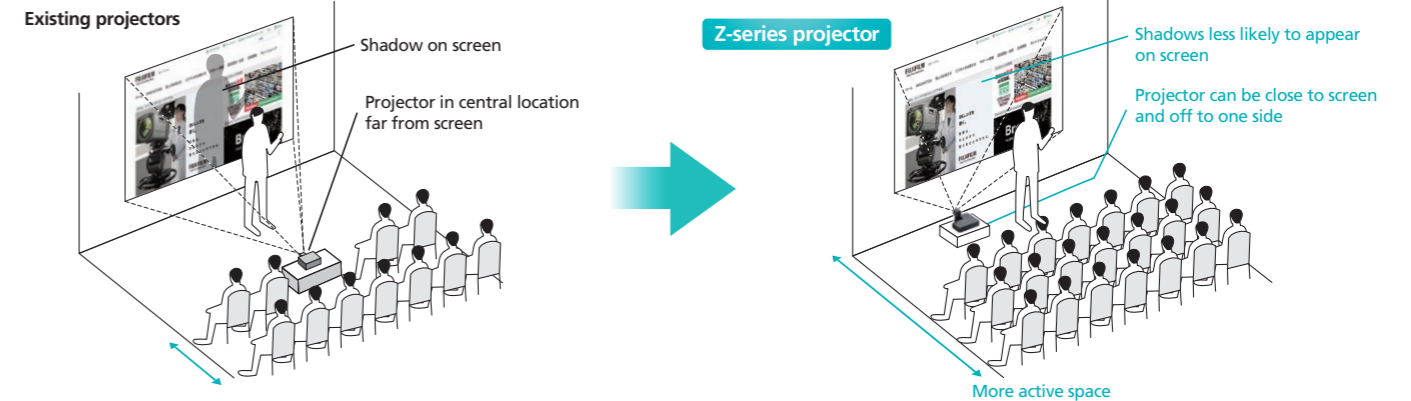
**FP-Z8000**



## The Advantages of a Z-Series Projector

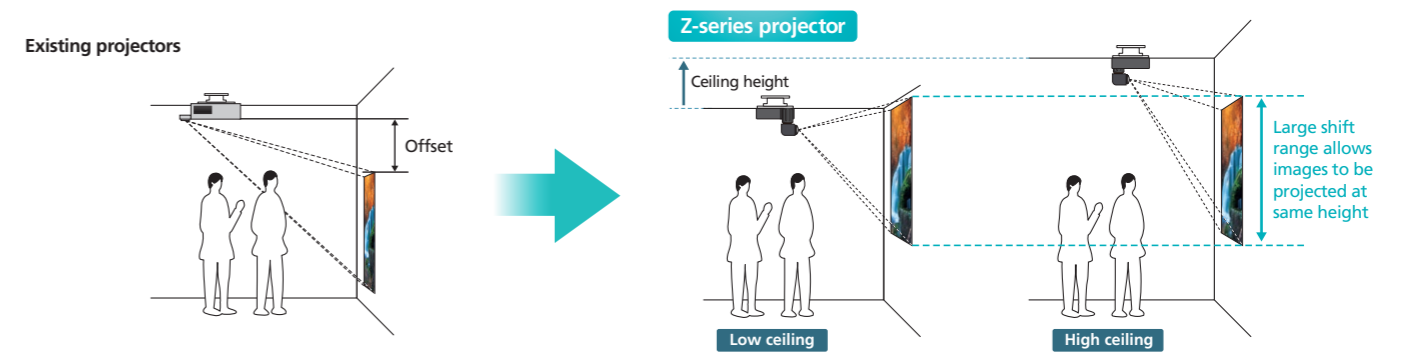
### Ultra-Short Throw Plus Lens Shift

The Z series can project images at large sizes from extremely short range, reducing the distance between the projector and the screen and freeing up more active space for you to exploit. The projector can be skewed relative to the screen so that presenters do not cast shadows on the display.



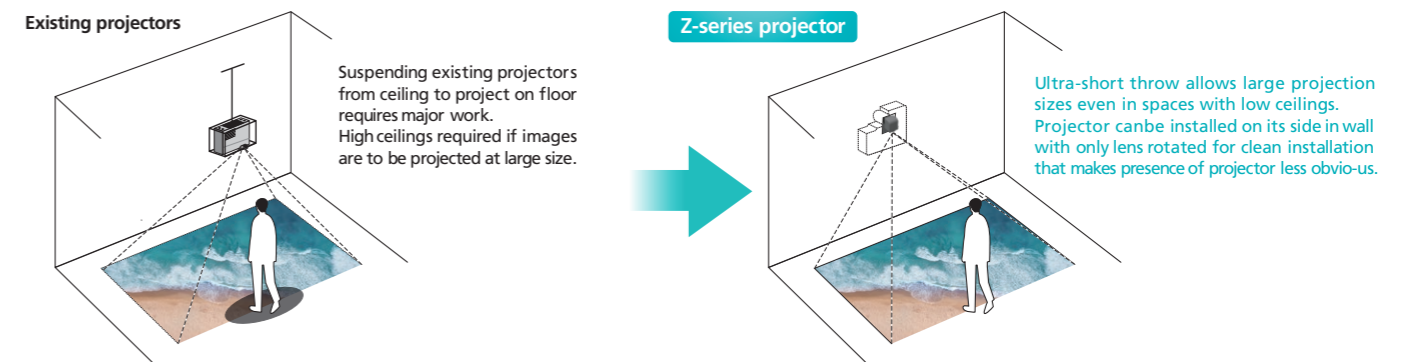
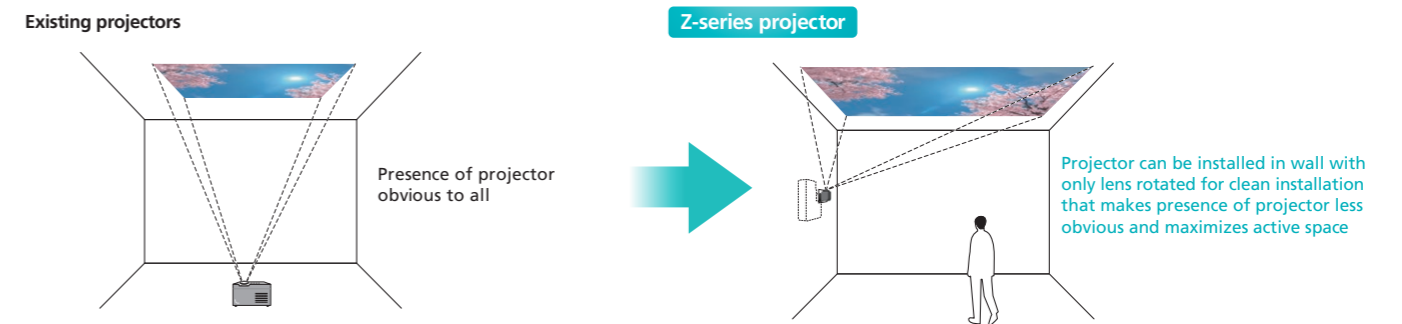
### Zero Offset Plus Lens Shift

To project images at a large size, existing mirror-based ultra-short-throw projectors require the screen to be offset from the surface on which the projector is installed. Z-series projectors, in contrast, combine ultra-short throw with zero offset for installations that make effective use of limited space, while their large lens-shift range gives you greater freedom to suspend them from ceilings both high and low.



### Floor and Ceiling Projection

Images can be projected in all sorts of directions, letting you focus on scene-setting without worrying about limitations on where the projector can be installed. The freedom afforded by the wide lens-shift range also helps resolve a variety of projection issues when it comes to positioning the image.



# FP-Z8000

Laser Source

The Smallest, Lightest 8,000 lm Class\*1, Ultra-Short-Throw, All-in-One Laser Projector

6 Horizontal Configurations

6 Vertical Configurations

Total 12 Possible Configurations

FUJIFILM  
PROJECTOR



FP-Z8000-B  
(black)



FP-Z8000-W  
(white)


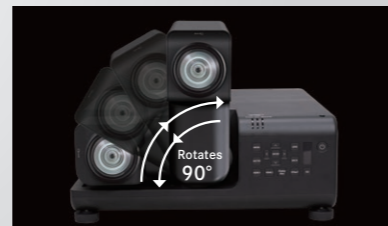


Illustration of folded lens two-axis rotation



# FP-Z5000

Laser Source

An Ultra-Short-Throw, All-in-One Laser Projector That Can Be Installed in Almost Any Configuration, Whether Horizontal or Vertical

11 Horizontal Configurations

11 Vertical Configurations

Total 22 Possible Configurations

FUJIFILM  
PROJECTOR




FP-Z5000-B  
(black)



FP-Z5000-W  
(white)



Illustration of folded lens two-axis rotation



## Possible Installations

The bright, 8,000 lm light source is suitable for digital signage in commercial installations and other bright environments or as backdrops in locations with stage lighting.



Commercial installations and signage



Theater backdrops and stage productions

\* All images are concept art.

\*1 Among ultra-short-throw (TR 0.4 or less) projectors with laser light sources that can project images with a brightness of 8,000 lm or more as of July 19, 2020, based on in-house research.

## Possible Installations

Thanks to its small size and freely adjustable lens, the FP-Z5000 can be installed for use in narrow corridors or rooms with low ceilings. Use it for indoor events, shop displays, or way markers.



Commercial installations and signage





Museums and theme parks

\* All images are concept art.

# SPECIFICATION

## Principal Specifications


Model name		
	FP-Z8000-B (Black) FP-Z8000-W (White)	FP-Z5000-B (Black) FP-Z5000-W (White)
DLP chip	Size: 0.67-inch, 16:10 aspect ratio Display method: 1 Chip DLP Resolution: 2,304,000 pixel (1920 x 1200)	Size: 0.65-inch, 16:9 aspect ratio Display method: 1 Chip DLP Resolution: 2,073,600 pixel (1920 x 1080)
Lens	Type: Folded two-axial rotatable lens	Type: Folded two-axial rotatable lens
	Shift: Electrical: Vertical $\pm 70\%$ , Horizontal $\pm 35\%$	Electrical: Vertical $\pm 82\%$ , Horizontal $\pm 35\%$
	Zoom: Electrical: $\times 1.0 - \times 1.1$	Electrical: $\times 1.0 - \times 1.1$
	Throw ratio(TR)*1: 0.34 (Wide) - 0.37 (Telephoto)	0.34 (Wide) - 0.37 (Telephoto)
	Focal length: $f=5.0\text{mm}$ (Wide) - $5.5\text{mm}$ (Telephoto)	$f=5.0\text{mm}$ (Wide) - $5.5\text{mm}$ (Telephoto)
	F No.: F2.3 (Wide) - F2.39 (Telephoto)	F2.4 (Wide) - F2.49 (Telephoto)
Keystone correction range	Vertical $\pm 5^\circ$ / Horizontal $\pm 5^\circ$	Vertical $\pm 5^\circ$ / Horizontal $\pm 5^\circ$
Light source	Laser diode	Laser diode
Brightness [ANSI lm*2]	8,000lm	5,000lm
Light output half time*3	Up to about 20000 hours	Up to about 20000 hours
Contrast ratio*4	12,000:1	12,000:1
Projected image size	70-300 inches	70-300 inches
Speaker	10W x 1	10W x 1
Maximum display resolution(WxH)	WUXGA 1920 x 1200	1920 x 1080
Video IN terminals	① HDMI 1 IN: HDMI 2.0 (Compatible with HDCP 2.2, Accept 3840 x 2160 60P input)	① HDMI 1 IN: HDMI 1.4 (Compatible with HDCP 1.4)
	② Display Port IN: Display Port 1.2 (Compatible HDCP 1.3, Accept 3840 x 2160 60P input)	② HDMI 2 IN: HDMI 1.4 (Compatible with HDCP 1.4)
	③ SDI IN: BNC (3G/HD/SD SDI input)	③ HDMI 3 IN: HDMI 1.4 (Compatible with HDCP 1.4)
	④ HDBaseT IN: RJ-45 for video/audio/connection control (Accept 3840 x 2160 60P input)	④ HDBaseT IN*5: RJ-45 for video/audio
Control IN/OUT terminals	⑤ LAN: RJ-45 for network connection (10BASE-T/100Base-TX)	⑤ LAN*5: RJ-45 for network connection (10BASE-T/100Base-TX)
	⑥ HDBaseT IN: RJ-45 for projector connection control	
	⑦ RS-232C IN: D-Sub 9 Pin for projector connection control	
Audio IN/OUT terminals	⑧ AUDIO IN: 3.5mm stereo mini jack	
	⑨ AUDIO OUT: 3.5mm stereo mini jack	
Other	⑩ USB 1: Type A for maintenance, DC5V 1.5A(Max)	
	⑪ HDMI 2 IN: HDMI 1.4 (Compatible with HDCP 1.4, Audio input not supported)	
Warping / Edge blending function	⑫ USB 2: Type A for warping / edge blending function	
Power supply	AC100-120V, AC220-240V 50/60Hz	AC 100-240V 50/60Hz
Power consumption	1020W Normal: 960W, Eco: 620W	700W Normal: 550W, Eco: 380W
Power consumption (during standby)	Approx. 0.5W, Network standby Approx. 3.0W	Approx. 0.5W, Network standby Approx. 3.0W
Dimensions	460mm (W) x 510mm (D) x 162.5mm (H) (excluding adjustable feet)	470mm (W) x 375mm (D) x 108mm (H) (excluding adjustable feet)
Weight	Approx. 18.4 kg (40.6 lb)	Approx. 12.5 kg (27.6 lb)
Noise level*6	Normal: 43dB, Eco: 40dB	Normal: 46dB, Eco: 40dB
Operating temperature	0-40°C (32-104°F)	0-40°C (32-104°F)
Accessories included	Power cord 3.0m (9.8ft)	Power cord 3.0m (9.8ft)
	HDMI cable 1.8m (5.9ft)	HDMI cable 1.8m (5.9ft)
	Lens cap	Lens cap
	Power cord lock	Vertical installation stand (2 pcs)
	Remote control	Remote control
	Remote control battery (AAA type x2)	Remote control battery (AAA type x2)
	Basic manual	Basic manual

\*1 The "throw ratio" (TR) is the ratio of throw distance to screen width. \*2 The average value for this model at shipment, according to ANSI standards. \*3 The estimated time taken for brightness to drop by half. Varies with the operating environment and conditions of use. \*4 Assumes that "dynamic contrast" (FP-Z8000) or "dynamic black" (FP-Z5000) is on. \*5 The FP-Z5000 is equipped with a single RJ-45 connector and does not support simultaneous HDBaseT and Ethernet connections. \*6 The average value for this model at shipment.

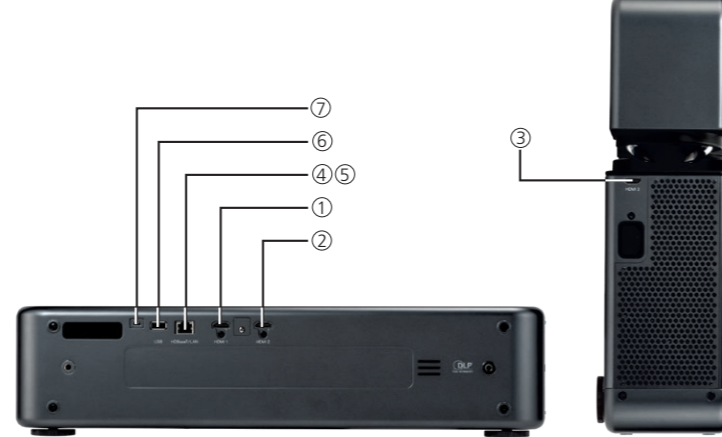
• Optional accessories: ceiling mount, dedicated storage case

■ The projectors are Class 1 laser products. Do not look directly into the beam. ■ PJ Link is a trademark registered in Japan, the United States, and other countries. ■ HDBaseT, the HDBaseT logo, and the HDBaseT Alliance are trademarks in Japan and other countries. ■ DLP and the DLP logo are registered trademarks of Texas Instruments. ■ HDMI is a trademark or registered trademark of HDMI Licensing LLC in the United States and other countries. ■ Crestron, Crestron RoomView, Crestron Connected, and the Crestron Connected logo are registered trademarks of Crestron Electronics, Inc. in the United States.

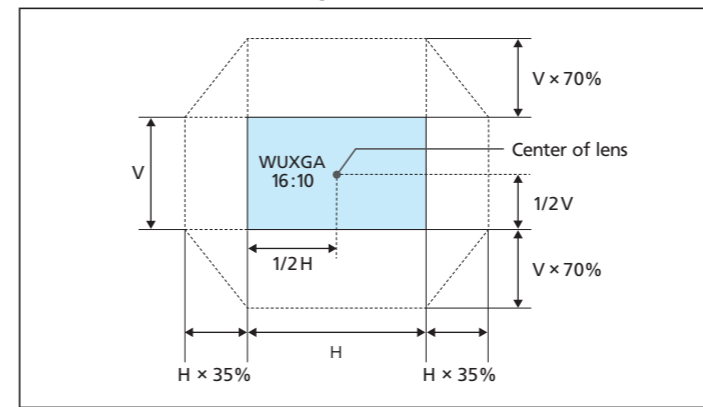
## FP-Z8000 Interface Connectors



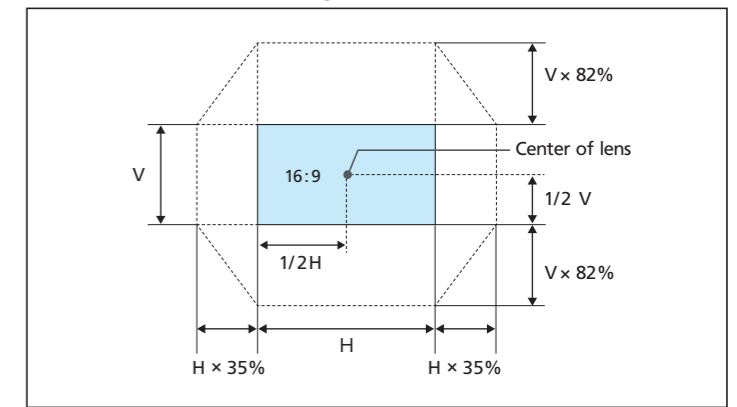
## FP-Z5000 Interface Connectors



## FP-Z8000 Lens Shift Range



## FP-Z5000 Lens Shift Range



## Projection Distance

**Projection Simulator**

More details on projection distance are available via a simulator on the Fujifilm website:  
<https://optics.fujifilm.com/projector/simulator/en.html>

### Projection Distances (FP-Z8000)

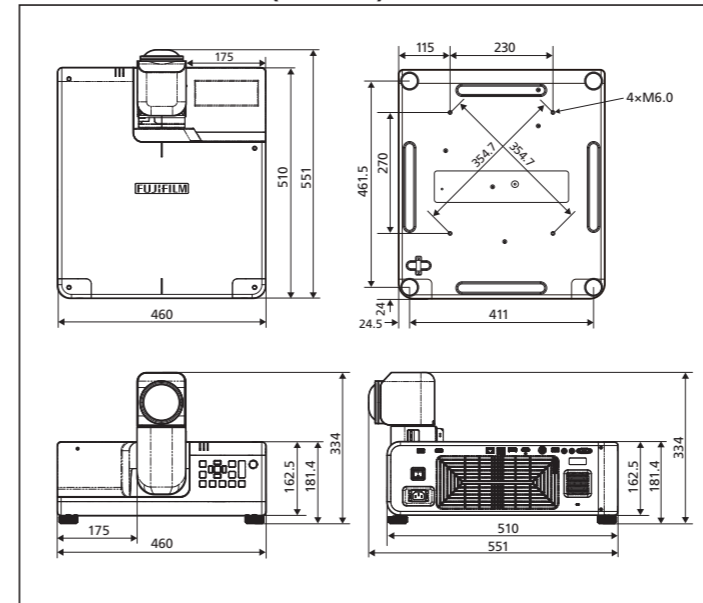
Screen dimensions (16:10)		① Projection distance (cm) min.-max. zoom	② Vertical shift (cm) lowest to highest
Diagonal (in.)	W x H (cm)		
70	151 x 94	50 - 55	-113 - 19
80	172 x 108	58 - 64	-129 - 22
90	194 x 121	65 - 72	-145 - 24
100	215 x 135	72 - 80	-162 - 27
120	258 x 162	87 - 96	-194 - 32
150	323 x 202	109 - 121	-242 - 40
200	431 x 269	147 - 161	-323 - 54
250	538 x 337	184 - 202	-404 - 67
300	646 x 404	221 - 243	-485 - 81

### Projection Distances (FP-Z5000)

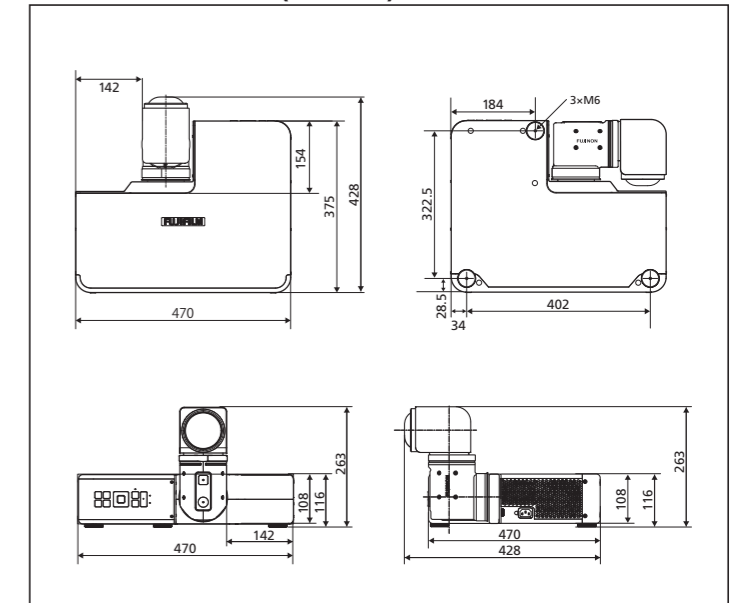
Screen dimensions (16:9)		① Projection distance (cm) min.-max. zoom	② Vertical shift (cm) lowest to highest
Diagonal (in.)	W x H (cm)		
70	155 x 87	52 - 57	-115 - 28
80	177 x 100	59 - 65	-131 - 32
90	199 x 112	67 - 74	-148 - 36
100	221 x 125	75 - 82	-164 - 40
120	266 x 149	90 - 99	-197 - 48
150	332 x 187	113 - 124	-247 - 60
200	443 x 249	151 - 166	-329 - 80
250	553 x 311	189 - 208	-411 - 100
300	664 x 374	227 - 250	-493 - 120

\* Figures are approximate, differing from the actual values by a few percent.

## External Dimensions (FP-Z8000)



## External Dimensions (FP-Z5000)



\* Product specifications and appearance are subject to change without advance notice.